

230V Hydraulic operator



Max width single leaf

1,8 - 3 m (with electric lock)

Use frequency (cycles/hour)

55



- Highly compact, ideal for installations where space is at a premium.
- Anti-corrosion cover with high weather resistance.
- CBC versions (with lock in closing) and SBS (slower operation for larger gate).



SAFEzone system:
402 + E045 or E145 +
SAFEcoder



GREENtech system:
402 + E045 or E145



DIMENSIONS AND TECHNICAL SPECIFICATIONS

Model	402 CBC	402 SBS
Power supply voltage	220-240V~ 50/60 Hz	
Motor	Asynchronous single phase	
Max. power	220 W	
Max expressed force	5000 N (*)	6900 N (*)
Rod max speed	13 mm/s (*)	10 mm/s (*)
Motor-pump unit capacity	1 lpm (*)	0,75 lpm (*)
Rod travel	250 mm	
Max. leaf opening angle	110°	
Operating ambient temperature	-20°C ÷ + 55°C	
Thermal protection	120°C	
Protection class	IP55	
Weight	6.5 Kg	
Use frequency	55 cycles/hour	
Max. leaf width	1.80 m	3 m (with electric lock)
Type of oil	FAAC HP OIL	
Mounting brackets	Rear attachment to be welded/screwed - front attachment to be welded	
Dimensions (LxDxH)	959 x 85 x 85 mm	
Electronic equipment	Not included	

(*) data referred to 230V~ 50Hz.

FAMILY MODELS

Model	Item code
402 CBC	104468
402 SBS	104474


PACKS

402 CBC includes: a hydraulic operator with hydraulic lock in opening/closing, installation accessories, a triangular release key, a 400V 8μF thrust capacitor.

402 SBS includes: a hydraulic operator without closing hydraulic lock, installation accessories, a triangular release key, a 400V 8μF thrust capacitor.


Typical Installation Examples page. 322

ELECTRONIC CONTROL UNITS



E045 electronic control unit
Info at page 142

790005



E145 electronic control unit
Info at page 144

790006

ACCESSORIES



Enclosure mod. L for electronic control units

720118



Enclosure mod. E for electronic control units

720119



Enclosure mod. LM for electronic control units

720309

>>



Plate to be walled

737604



Supplementary triangular release key
(10 pcs. pack)

713002




Joint for RTA sheath

710010



SAFEcoder BUS magnetic absolute encoder
(FAAC Patent)

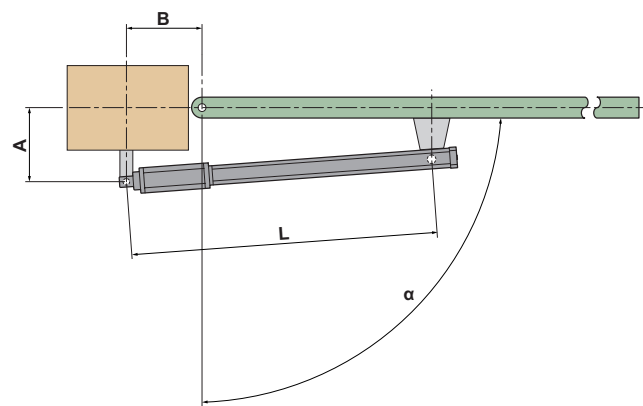
404040



BUS XIB interface
(for E045 or E024S control unit with non BUS photocell)

790062

INSTALLATION DIMENSIONS (MM)



	α	A	B	L
402	90°	120	120	910
	100°	100	100	

NOTE

An electric lock should be installed for operators without hydraulic lock.

For any other configuration please refer to the technical manual

OTHER ACCESSORIES

Key operated buttons
page 174

Safety devices
page 186

Transmitters and receivers
page 166

Photocells and columns
page 183

Flashing lights
page 194

Various accessories
page 195